

# How to have a video call on accuRx



Lots of appointments are on the phone or on a video now.  
This is instead of meeting up.



accuRx is a safe way to talk to us on a video call.



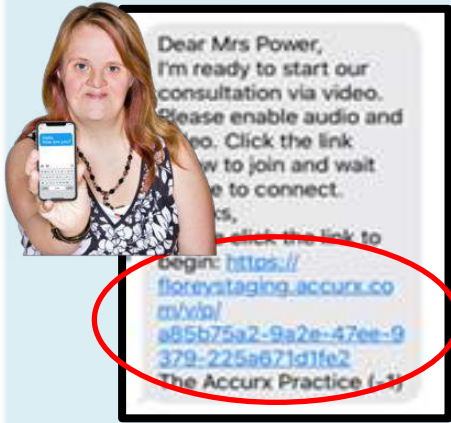
You need a phone or a computer that has a camera and internet.



We will arrange a time to do a video call with you.



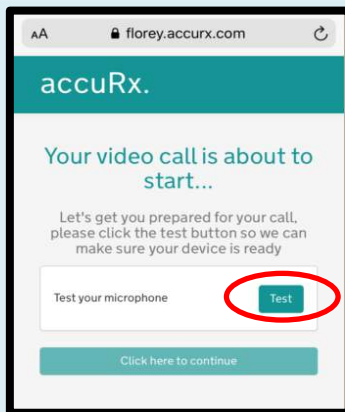
It is good to sit somewhere quiet and comfy when it is time for the call.



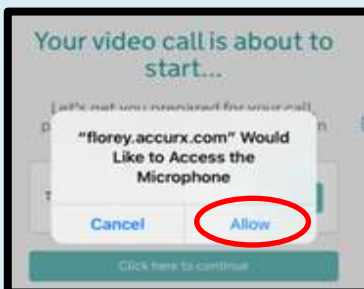
You will get a text message or email from us.  
The words in blue are a link to the video.  
Click on the link.



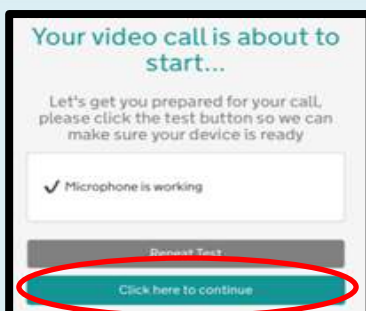
You might not see all of the next pages.  
That is OK.  
You can ignore the instructions for the bits you do not see.



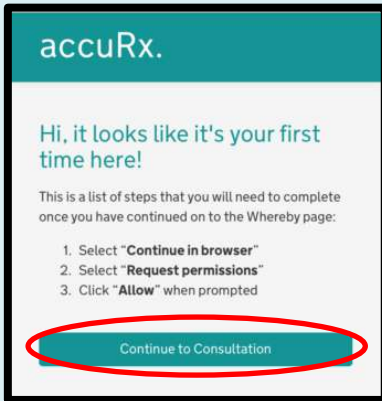
This page checks to make sure we will be able to hear you.  
Click the button that says **Test**.



Click on the button that says **Allow**.

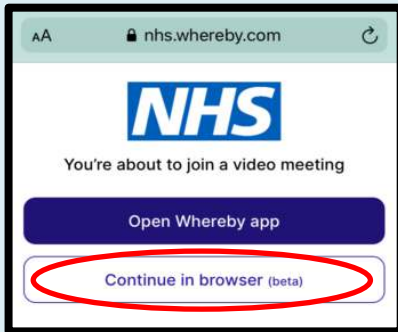


Click on the button that says **Click here to continue**.

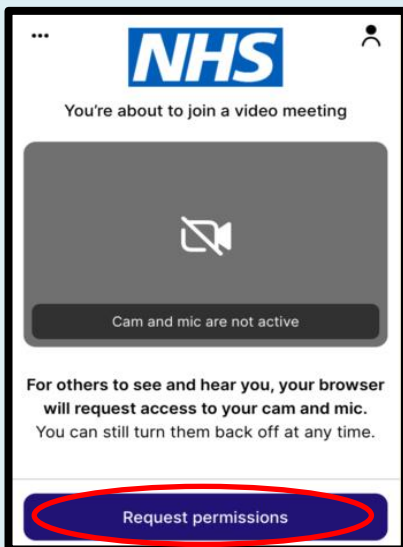


You might see this page.

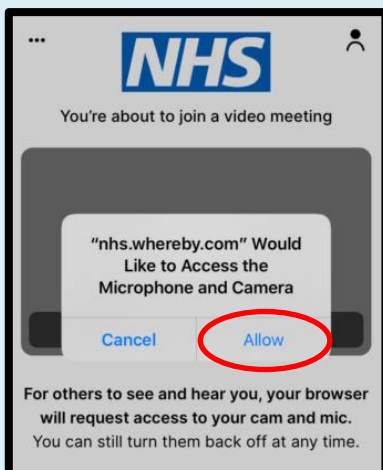
Click the button that says **Continue to consultation.**



Click the button that says **Continue in browser.**

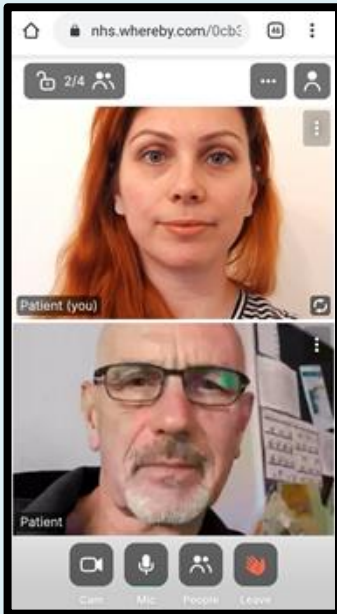


Click the button that says **Request Permissions.**




Click the button that says **Allow.**

This is so that we can see and hear you.



You should be able to see your face.

You should be able to see the person you will be talking to.



If it is not working, look at the bottom of your screen.

If the camera or microphone buttons are red it means they are turned off.

Click on it to turn it on.



You should be able to talk to us now.

Next time you have a video call you will not have to click so many buttons.



Phone us if you have problems.